

# Patternübersicht



## Jungpferde

Basis 4	Pattern 1
Basis 5	Pattern 1
Trail 4	Pattern 1
Trail 5	Pattern 1
Reining 4	Pattern 1
Reining 5	Pattern 1

## YOUNGSTARS

Reining	Pattern 5
Challenge	Pattern 1

## Western Riding

LK 1/2 A Senior	Pattern 1
LK 1/2 B	Pattern 1
M LK 2/1 Junior	Pattern 7
M LK 2/1 A Senior	Pattern 2
M LK 2/1 B	Pattern 2

## Senior Superhorse (2018)

LK 1/2 A	Pattern 1
LK 1/2 B	Pattern 1
M LK 2/1 A	Pattern 3
M LK 2/1 B	Pattern 3

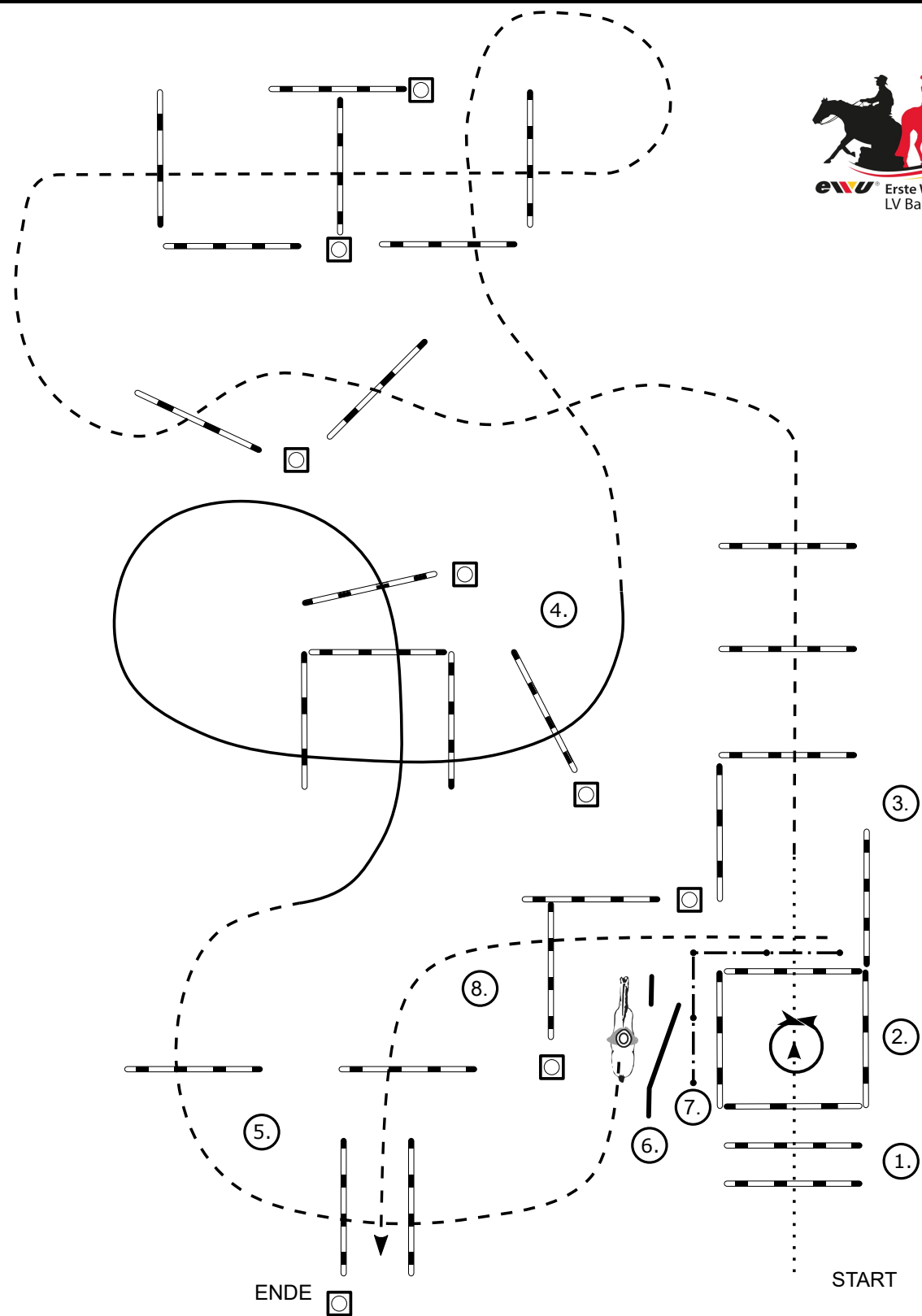
## Reining

LK 1 Junior	Pattern 11
LK 2 Junior	Pattern 11
LK 1A Senior	Pattern 8
LK 2A Senior	Pattern 8
LK 3	Pattern 5
Cowboy HQ	Pattern 9
Jackpot	Pattern 5
M LK 2/1 Junior	Pattern 1
M LK 2/1 A Senior	Pattern 7
M LK 2/1 B	Pattern 1

## Ranch Riding (12/2017)

LK 1/2 Junior	Pattern 9
LK 1/2 A Senior	Pattern 7
LK 1/2 B	Pattern 7
LK 3	Pattern 1
M LK 2/1 Junior	Pattern 1
M LK 2/1 A Senior	Pattern 5
M LK 2/1 B	Pattern 5

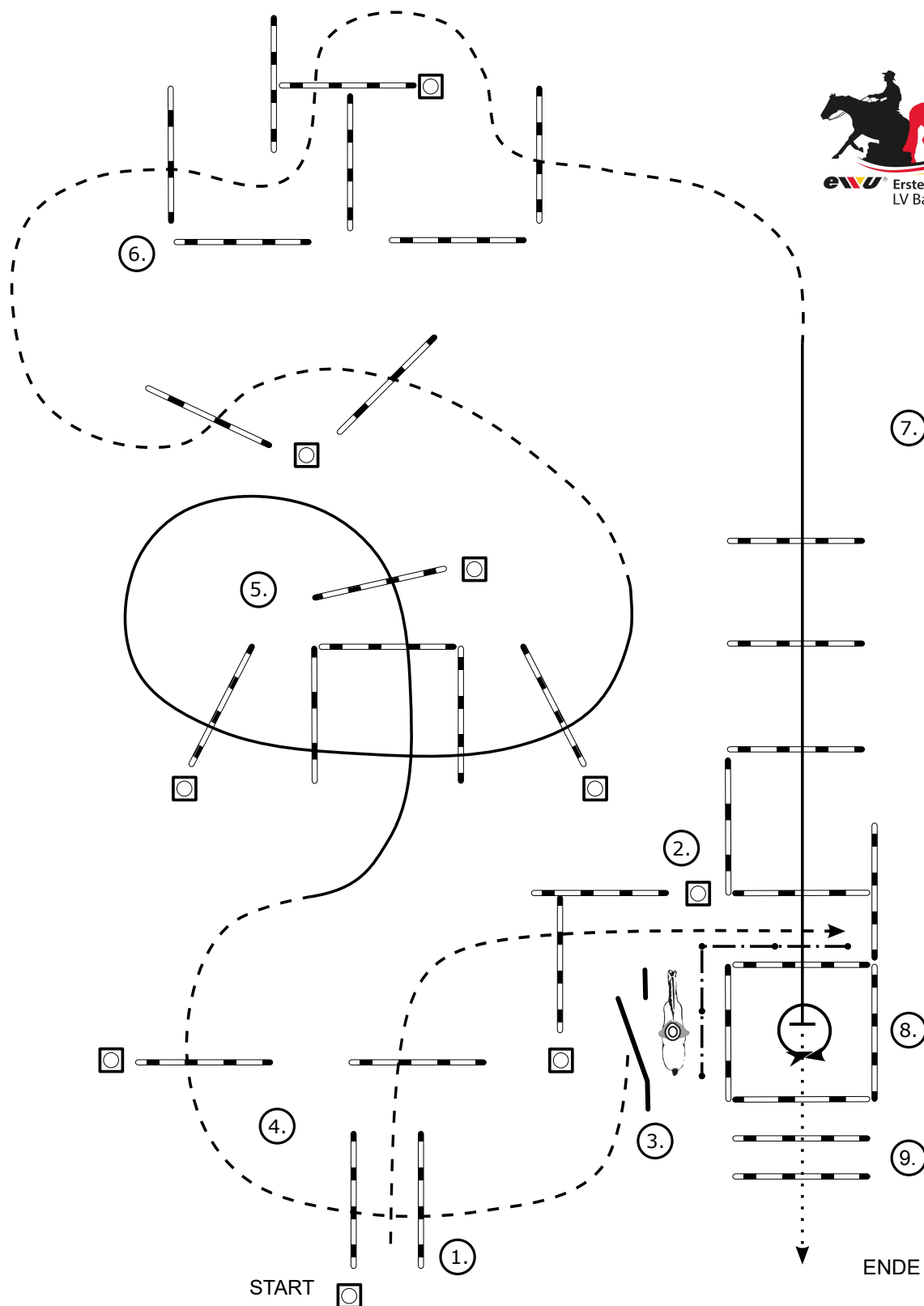
**Trail Horse LK 1 jun / LK 2 jun**



1. Walk over poles into box
2. 360° turn (r o l), walk out
3. Jog over poles
4. Lope (RL) over poles
5. Jog over poles to gate
6. Gate (RH)
7. Back up
8. Jog over poles

- |              |             |
|--------------|-------------|
| .....        | Walk        |
| - - - - -    | Jog         |
| —————        | Lope        |
| ◄---◆---◆--- | Back up     |
| nn .....▶    | Sidepass    |
| —————X—————  | Lead Change |

Trail Horse LK 1A sen / LK 2A sen

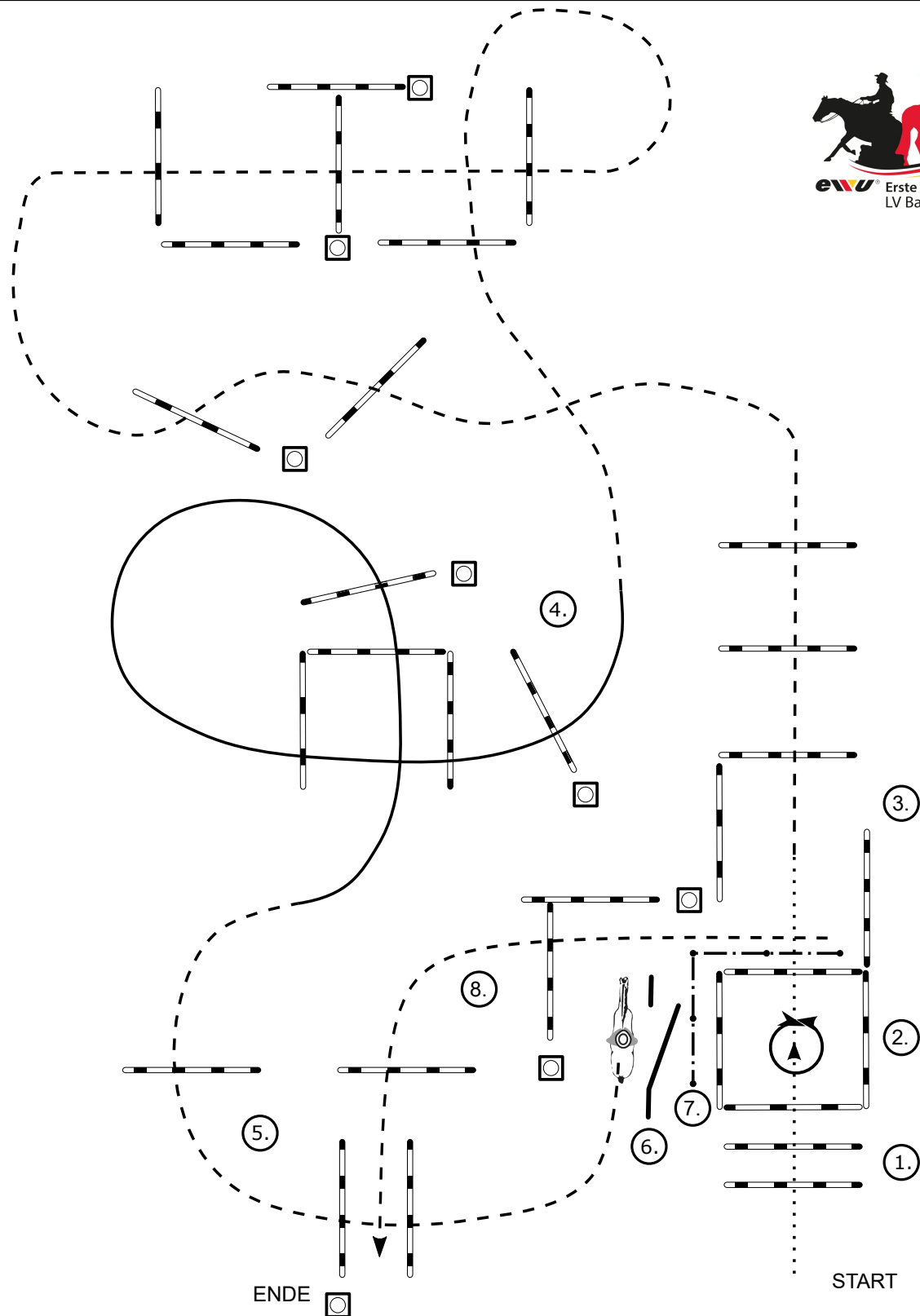


1. Jog over poles past marker into chute, stop
2. Back up
3. Gate (LH), jog out
4. Jog over poles
5. Lope (LL) over poles
6. Jog over poles
7. Lope (RL) over poles

8. Lope (RL) into box, stop, 360° turn (r o l)
9. Walk over poles

- ..... Walk
- - - - - Jog
- Lope
- ◄- - - - - Backup
- o o ..... Sidepass
- X ——— Lead Change

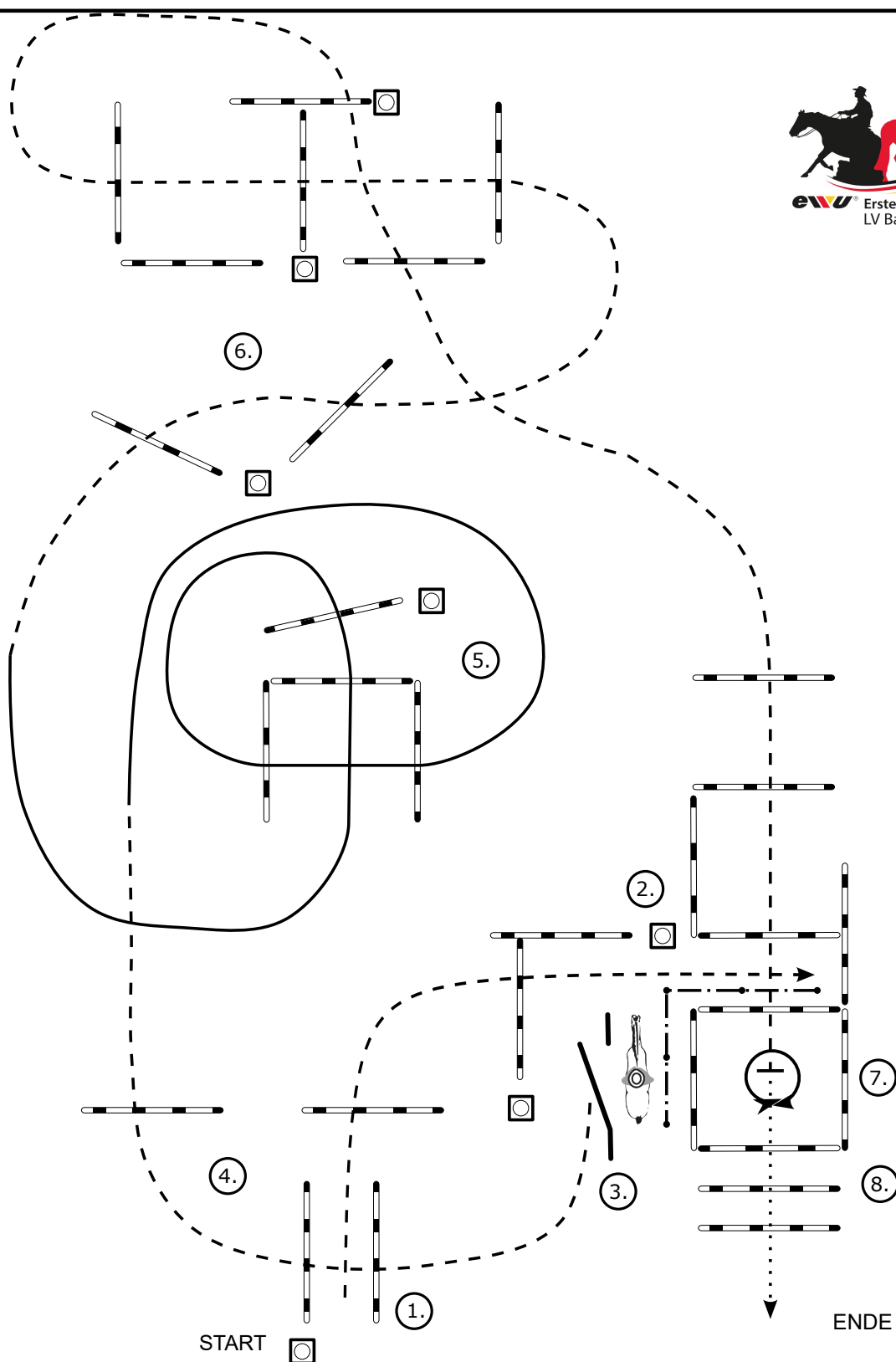
Trail Horse LK 1B / LK 2B



1. Walk over poles into box
2. 360° turn (r o l), walk out
3. Jog over poles
4. Lope (RL) over poles
5. Jog over poles to gate
6. Gate (RH)
7. Back up
8. Jog over poles

- ..... Walk
- - - - - Jog
- Lope
- ◄ — ♦ — ♦ — ► Backup
- nn ..... ► Sidepass
- X ——— Lead Change

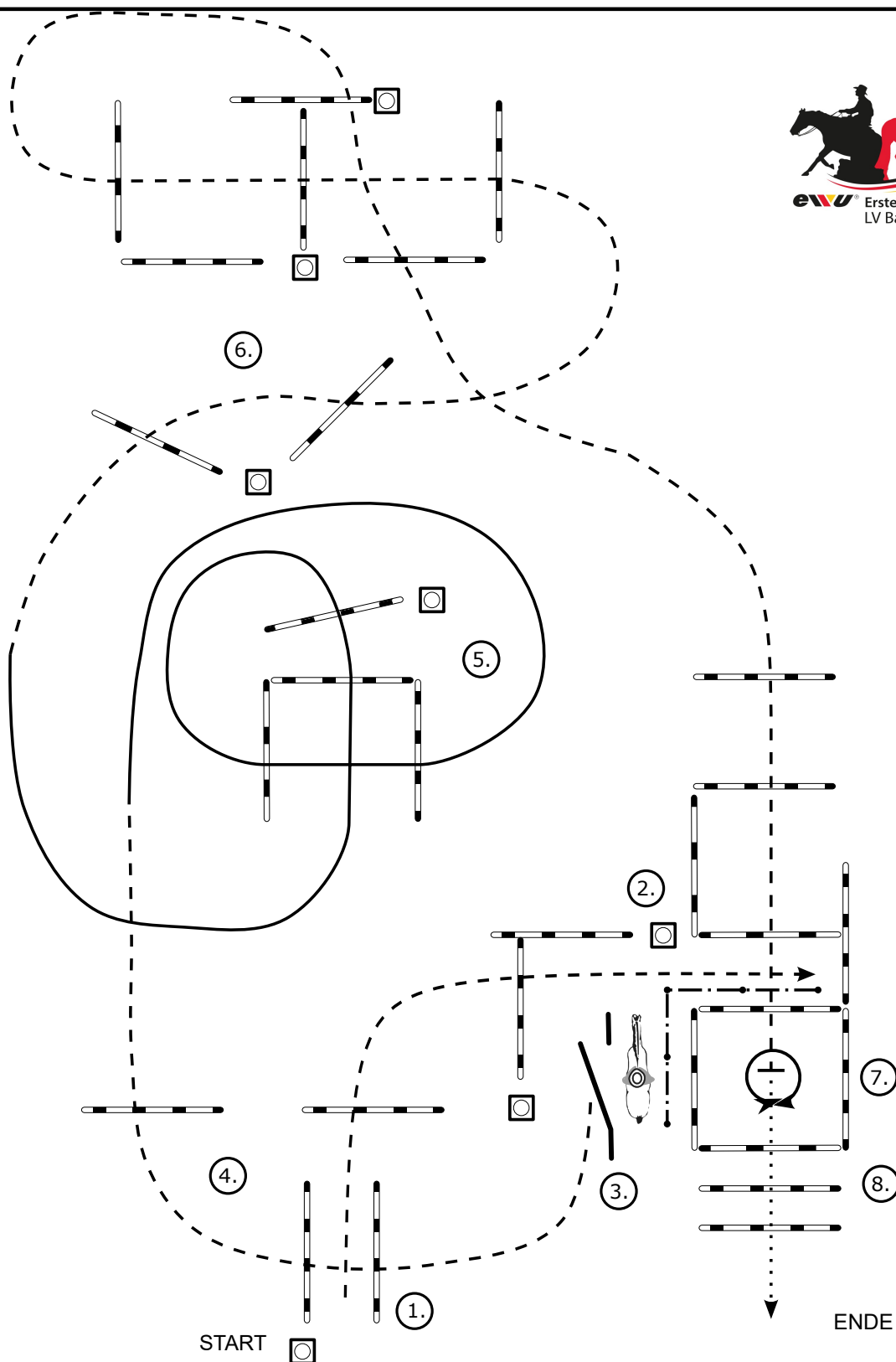
Trail Horse LK 3A / LK 3B



1. Jog over poles past marker into chute, stop
2. Back up
3. Gate (LH), jog out
4. Jog over poles
5. Lope (RL) over poles
6. Jog over poles
7. Jog into box, stop, 360° turn (r o l)
8. Walk over poles

- ..... Walk
- - - - - Jog
- Lope
- ◄ — — — — — ► Backup
- nn ..... ► Sidepass
- X — Lead Change

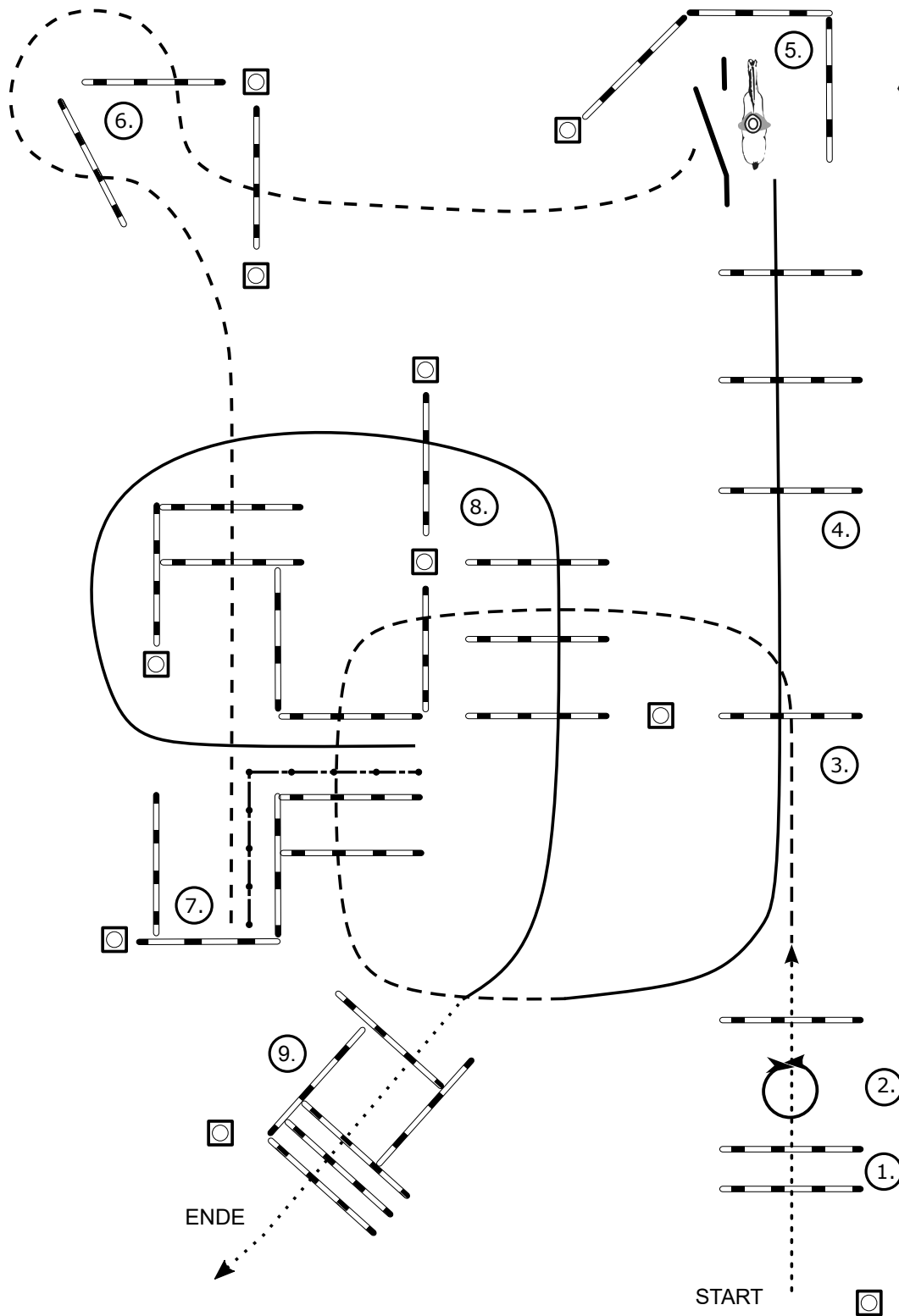
Pferdemagazin.info Trail Horse



1. Jog over poles past marker into chute, stop
2. Back up
3. Gate (LH), jog out
4. Jog over poles
5. Lope (RL) over poles
6. Jog over poles
7. Jog into box, stop, 360° turn (r o l)
8. Walk over poles

- ..... Walk
- - - - - Jog
- Lope
- ◆ - - - ◆ Backup
- .....> Sidepass
- X — Lead Change

Trail Horse M LK 2/1 jun

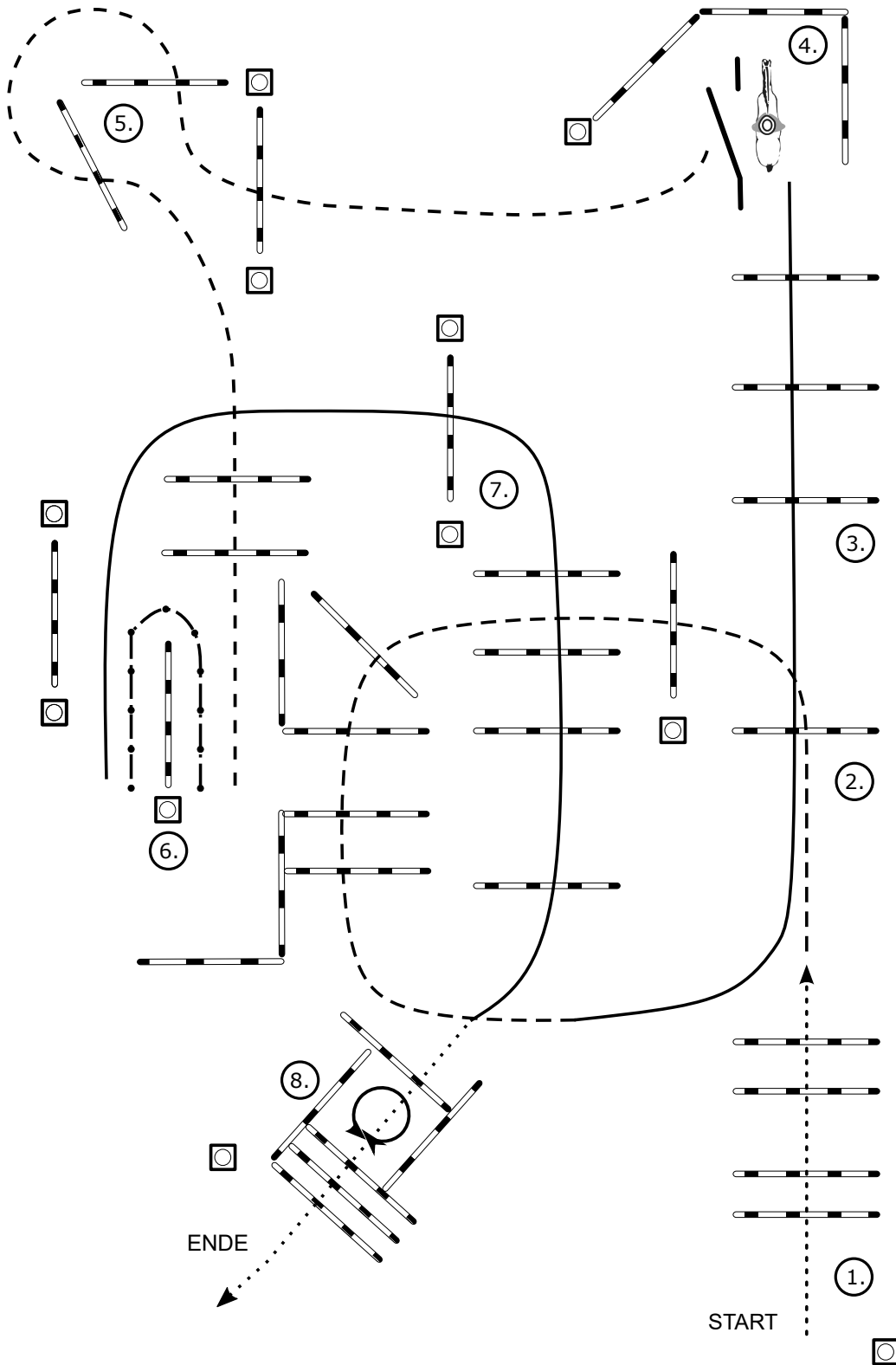


- 1. Walk over poles
- 2. 360° turn (r o l), walk over pole
- 3. Jog over poles
- 4. Lope over poles
- 5. Gate
- 6. Jog over poles
- 7. Back up

- 8. Lope over poles
- 9. Walk thru box, walk over poles

- ..... Walk
- - - - - Jog
- Lope
- ◄ — — — — — ► Backup
- ↔ Sidepass
- ⌘ Lead
- Change

Trail Horse M LK 2/1 A / M LK 2/1 B



- 1. Walk over poles
- 2. Jog over poles
- 3. Lope over poles
- 4. Gate
- 5. Jog over poles
- 6. Back up
- 7. Lope over poles
- 8. 360° turn (r o l), walk over poles

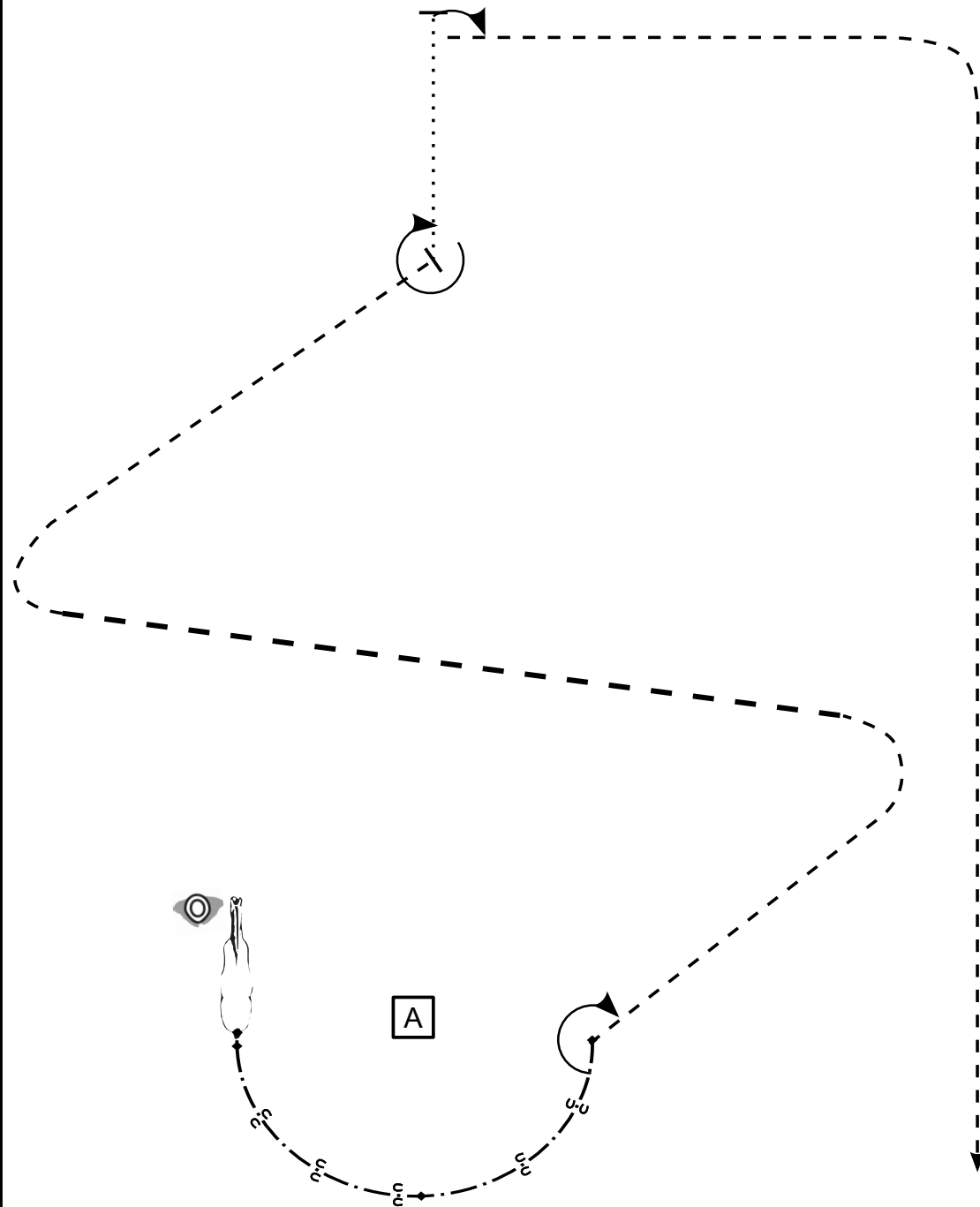
- ..... Walk
- - - - - Jog
- Lope
- ◆ — ◆ — ◆ — Backup
- nn ..... Sidepass
- X —— Lead Change



Showmanship at Halter LK 1/2 A/B



Judge



Be ready -  
hindquarters even with marker

1. Back up
  2. 225° turn
  3. Trot straight lines
  4. Extended trot, trot, stop
  5. 315° turn
  6. Walk, stop
  7. Set up for inspection
  8. 90° turn, trot
- Trot and leave the arena

A

Marker

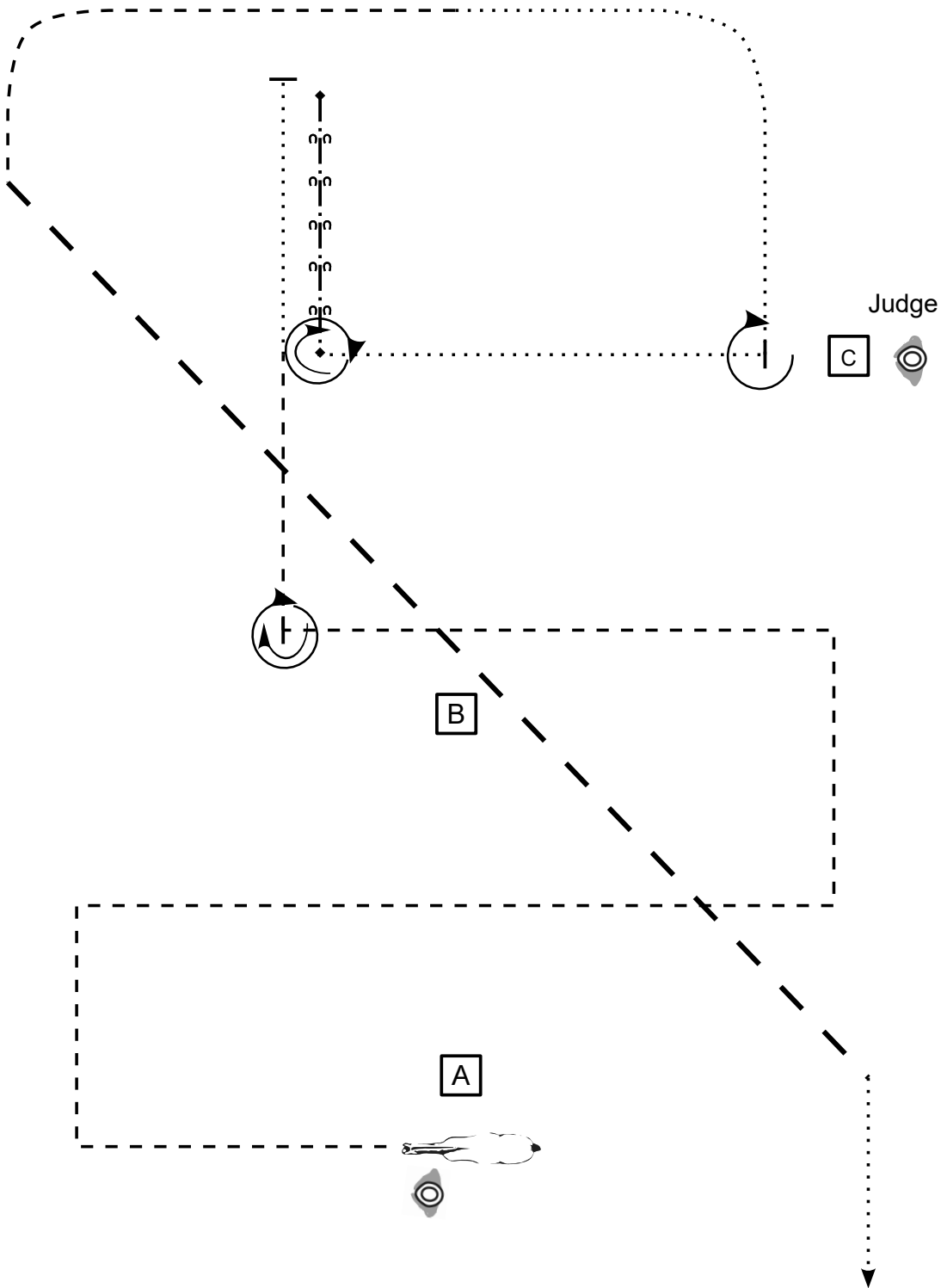
..... Walk

- - - - - Jog

- - - - - ext. Jog

← 2 → 3 → 2 → Back Up

Showmanship at Halter M LK 2/1A / M LK 2/1B



- Be ready at A
1. Trot corners and stop past B
  2. 45° turn
  3. Trot and walk straight line stop
  4. Back straight line
  5. 45° turn, walk, stop
  6. Set up for inspection
  7. 270° turn, walk, trot
  8. Extended trot
- Walk and leave the arena

- A** Marker
- ..... Walk
- - - - - Jog
- . - . - . ext. Jog
- ← → · ← → · ← → Back Up

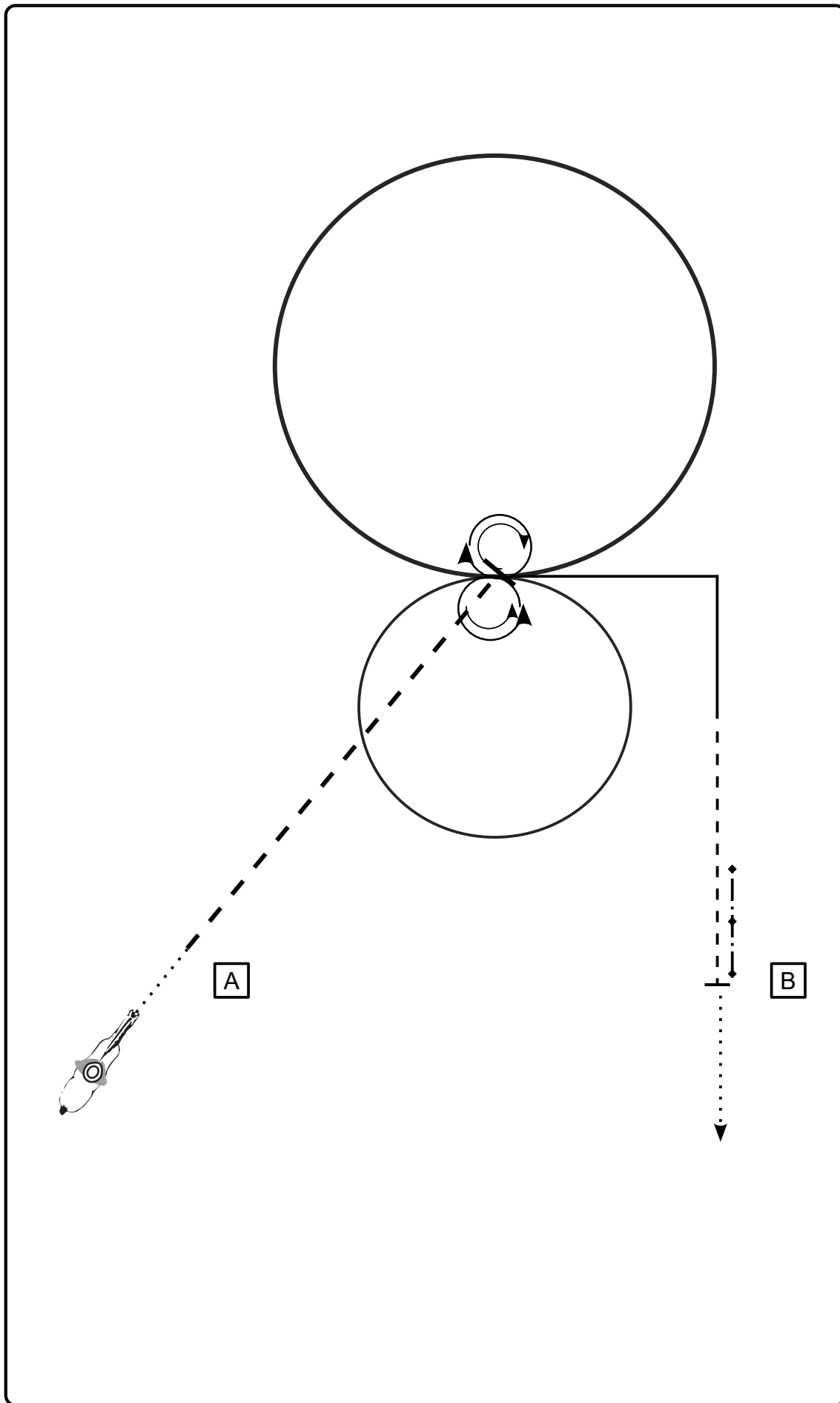
Western Horsemanship LK 1A / LK 2A



1. Walk bis A  
Ext. Jog zur Mitte der Arena  
Stop
2. 585° Turn (R)
3. Ext. Lope (RL) Zirkel
4. Lead Change  
(flying/simple)
5. Lope (LL) Zirkel  
Stop
6. 540° Turn (L)
7. Lope (RL)  
Square Corner
8. Jog, Stop, Back Up  
Walk

L = Left  
 R = Right  
 LL = Left Lead  
 RL = Right Lead

- |   |             |
|---|-------------|
| <span style="border: 1px solid black; padding: 2px;">A</span> | Marker      |
| .....   | Walk        |
| - - - - -   | Jog         |
| — — — — —   | ext. Jog    |
| —————   | Lope        |
| —————   | ext. Lope   |
| ↔ ↔ ↔   | Backup      |
| no ..... →  | Sidepass    |
| — X —   | Lead Change |



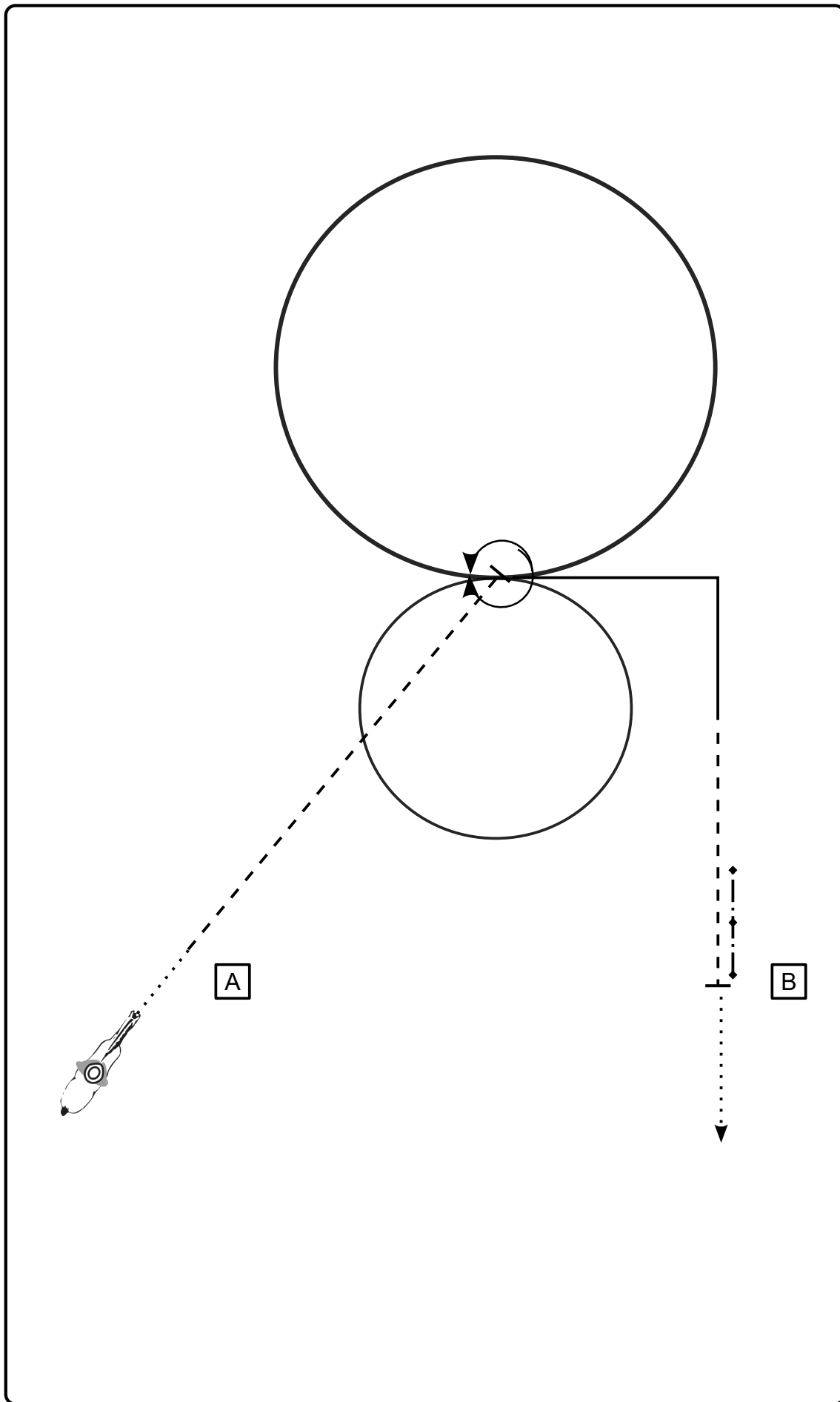
Western Horsemanship LK 1B / LK 2B



1. Walk bis A  
 Jog zur Mitte der Arena  
 Stop
2. 225° Turn (R)
3. Ext. Lope (RL) Zirkel
4. Lead Change  
 (flying/simple)
5. Lope (LL) Zirkel  
 Stop
6. 180° Turn (L)
7. Lope (RL)  
 Square Corner
8. Jog, Stop, Back Up  
 Walk

L = Left  
 R = Right  
 LL = Left Lead  
 RL = Right Lead

- |   |             |
|---|-------------|
| <span style="border: 1px solid black; padding: 2px;">A</span> | Marker      |
| .....   | Walk        |
| - - - - -   | Jog         |
| - - - - -   | ext. Jog    |
| —————   | Lope        |
| —————   | ext. Lope   |
| ↔ ↔ ↔   | Backup      |
| .....   | Sidepass    |
| — X —   | Lead Change |



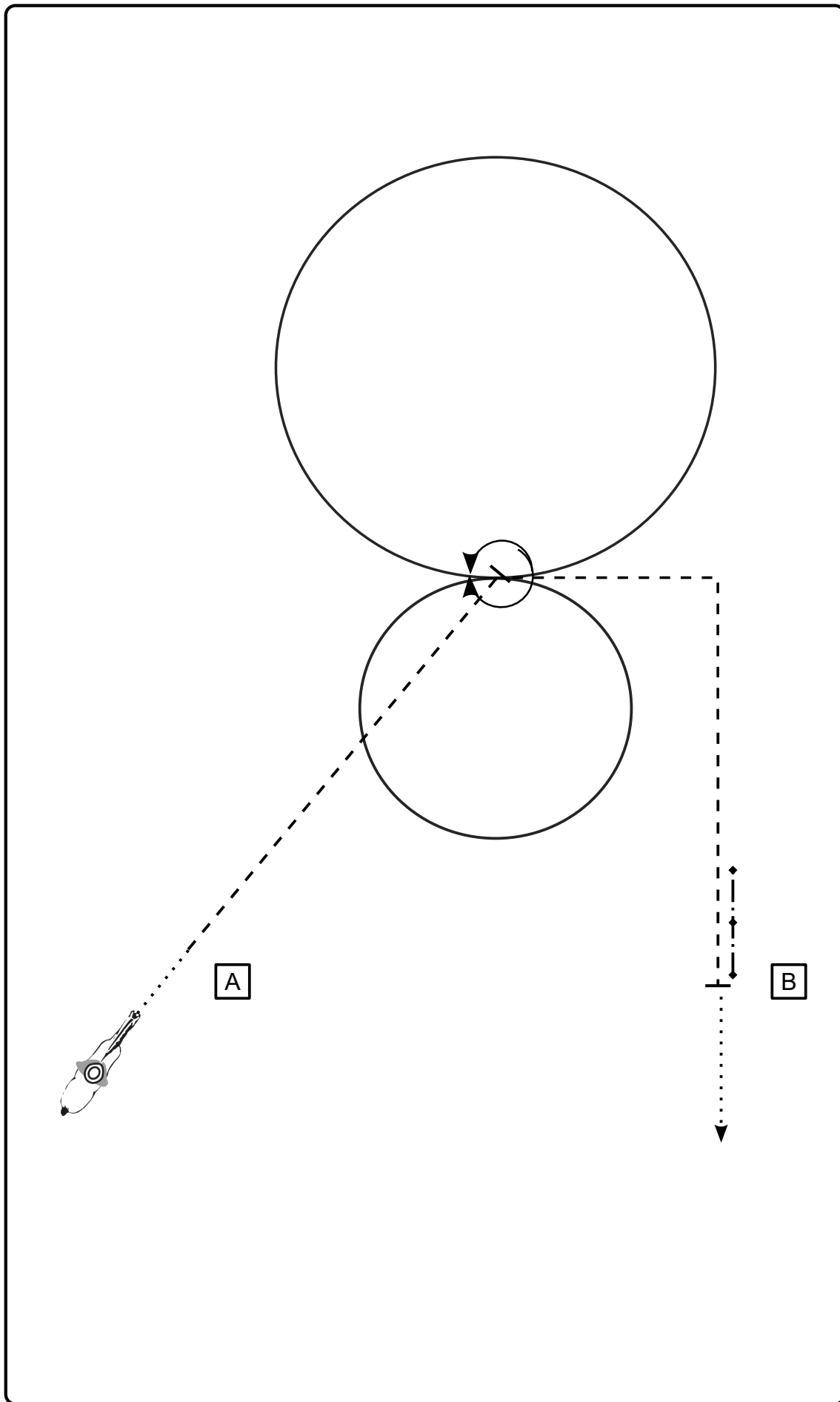
Western Horsemanship LK 3A / LK 3B



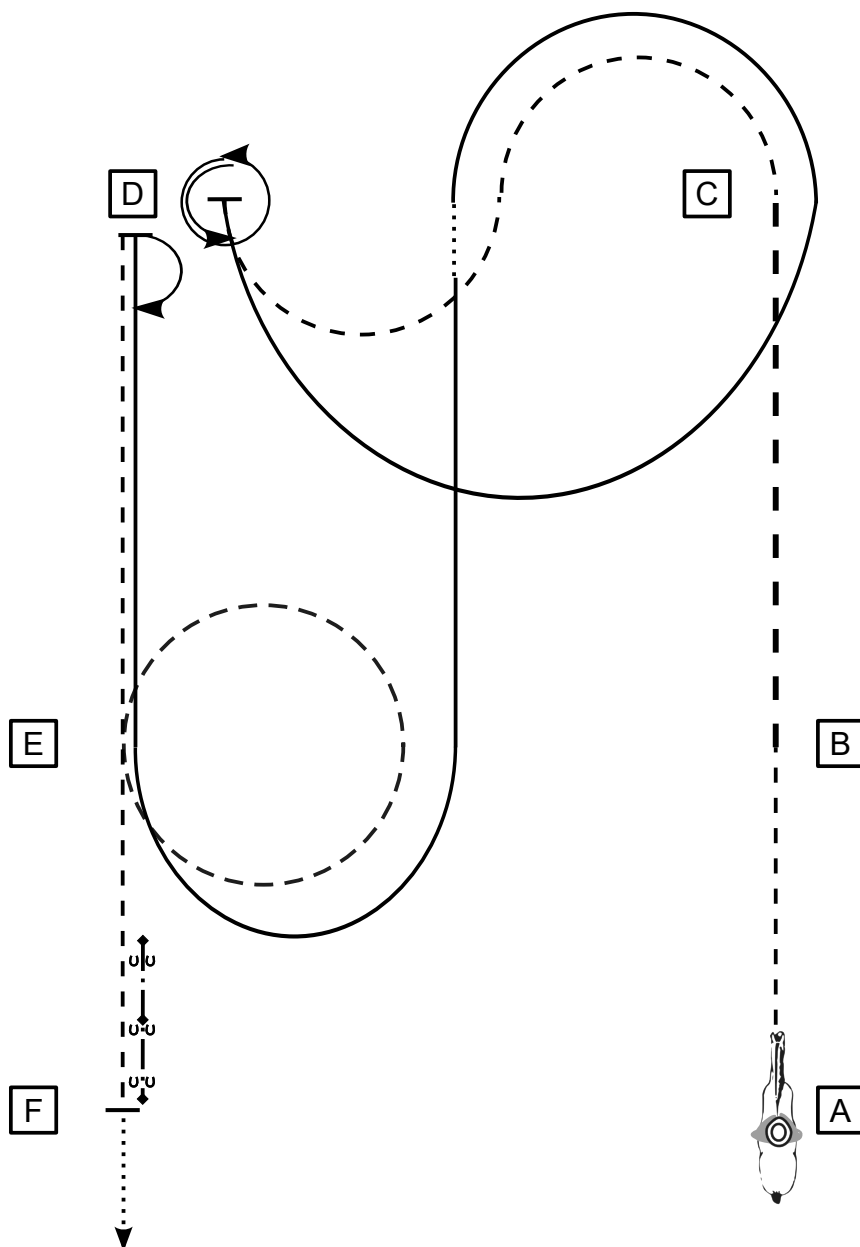
1. Walk bis A  
 Jog zur Mitte der Arena  
 Stop
2. 225° Turn (R)
3. Lope (RL) Zirkel
4. Lead Change  
 (flying/simple)
5. Lope (LL) Zirkel  
 Stop
6. 180° Turn (L)
7. Jog Square Corner, Stop
8. Back Up  
 Walk

L = Left  
 R = Right  
 LL = Left Lead  
 RL = Right Lead

- |   |                |
|---|----------------|
| <span style="border: 1px solid black; padding: 2px;">A</span> | Marker         |
| .....   | Walk           |
| - - - - -   | Jog            |
| - - - - -   | ext. Jog       |
| —————   | Lope           |
| —————   | ext. Lope      |
| ↔ ↔ ↔   | Backup         |
| .....→  | Sidepass       |
| —————<br>X  | Lead<br>Change |



Western Horsemanship M LK 2/1A / M LK 2/1B



Set Up bei A

1. Jog zu B  
ext. Jog zu C  
Jog Slalom zu D  
Stop
2. 540° Turn (L)  
Lope (LL) zu C und um C  
Lead Change zwischen C und D (über Walk)  
Lope (RL) bis D  
Stop
3. 180° Turn (R)  
Jog zu E, Jogvolte (L)  
Jog bis F  
Stop  
Back Up

Im Walk in Warm Up Area

L = Left  
R = Right  
LL = Left Lead  
RL = Right Lead

- |   |             |
|---|-------------|
| <span style="border: 1px solid black; padding: 2px;">A</span> | Marker      |
| .....   | Walk        |
| - - - - -   | Jog         |
| - - - - -   | ext. Jog    |
| —————   | Lope        |
| —————   | ext. Lope   |
| ↔ ↔ ↔   | Backup      |
| →   | Sidepass    |
| ⌘   | Lead Change |